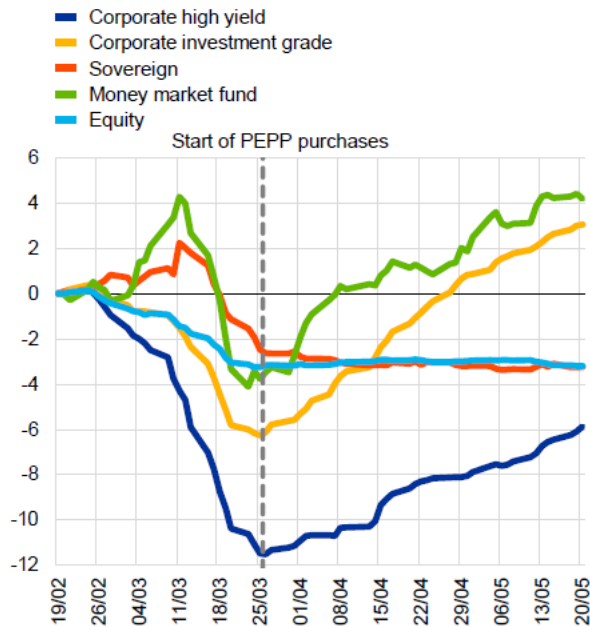


**Attachment to the ALFI response regarding the FSB consultation on policy proposals to enhance Money Market Fund resilience**

**Graphic 1**

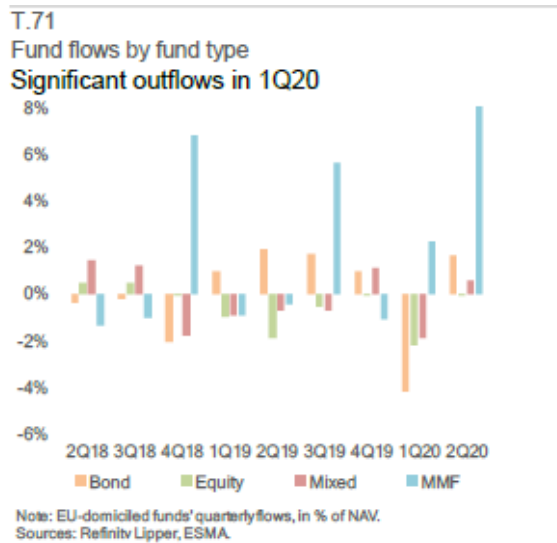
**Cumulative flows in euro area-domiciled funds**

(percentage of assets under management)



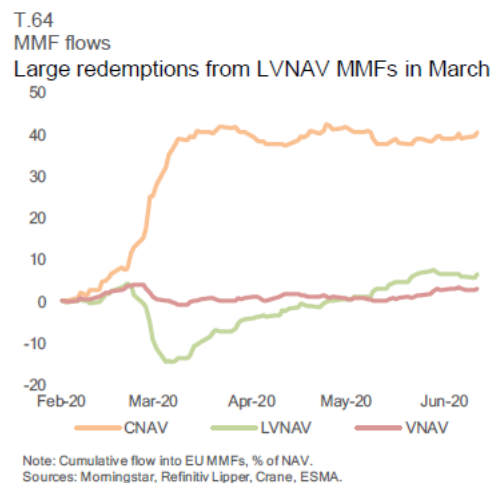
Source: ECB Financial Stability Review, May 2020, p. 8

**Graphic 2**



Source: ESMA report on Trends, Risks and Vulnerabilities, September 2020, p. 35

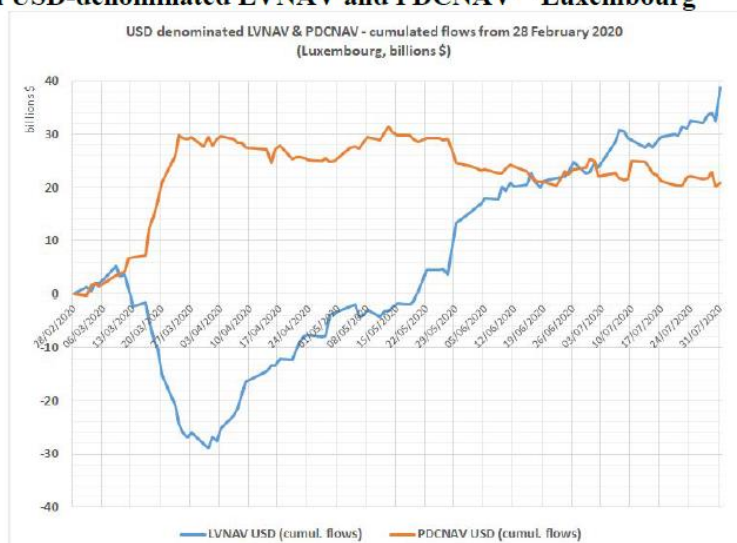
### Graphic 3



Source: ESMA report on Trends, Risks and Vulnerabilities, September 2020, p. 32

### Graphic 4

Table 1 Flows in USD-denominated LVNAV and PDCNAV – Luxembourg



Source: CSSF data (based on a sample of 22 main MMFs accounting for about 70% of the total size of Luxembourg MMF industry)

Source: IOSCO Thematic Note, Money Market Funds during the March-April Episode, November 2020, p. 8